

# NORDONIA HILLS CITY SCHOOL DISTRICT

INSPIRING EVERY STUDENT TO VALUE LEARNING, COMMUNITY AND EXCELLENCE

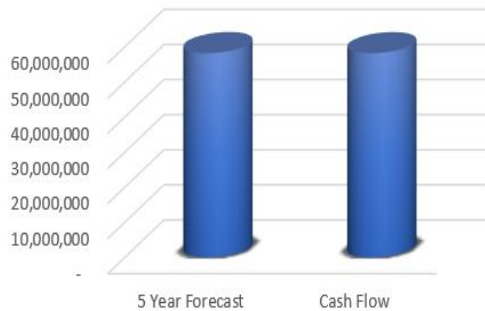
## Financial Focus End of Fiscal Year 2024

FY24 OPERATING DEFICIT OF

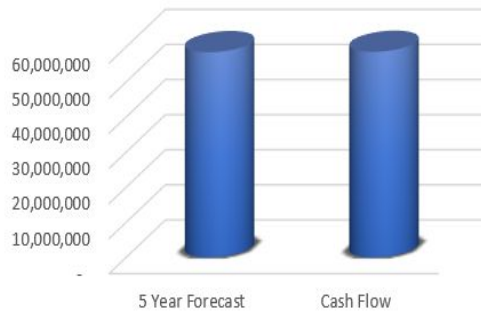
**\$(431,856)**

*DECREASE THE CASH BALANCE AT  
THE END OF THE FISCAL YEAR*

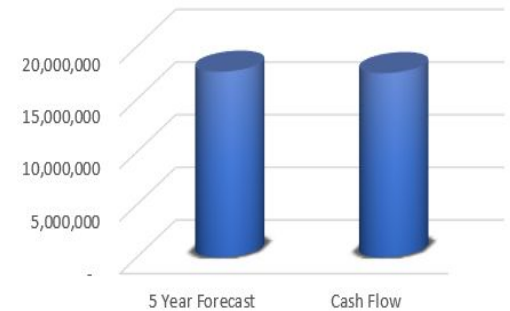
Total Revenue



Total Expenditures



Cash Balance



Dollar Variance: **(28,693)**

Percent Variance: **-0.05%**

Dollar Variance: **105,695**

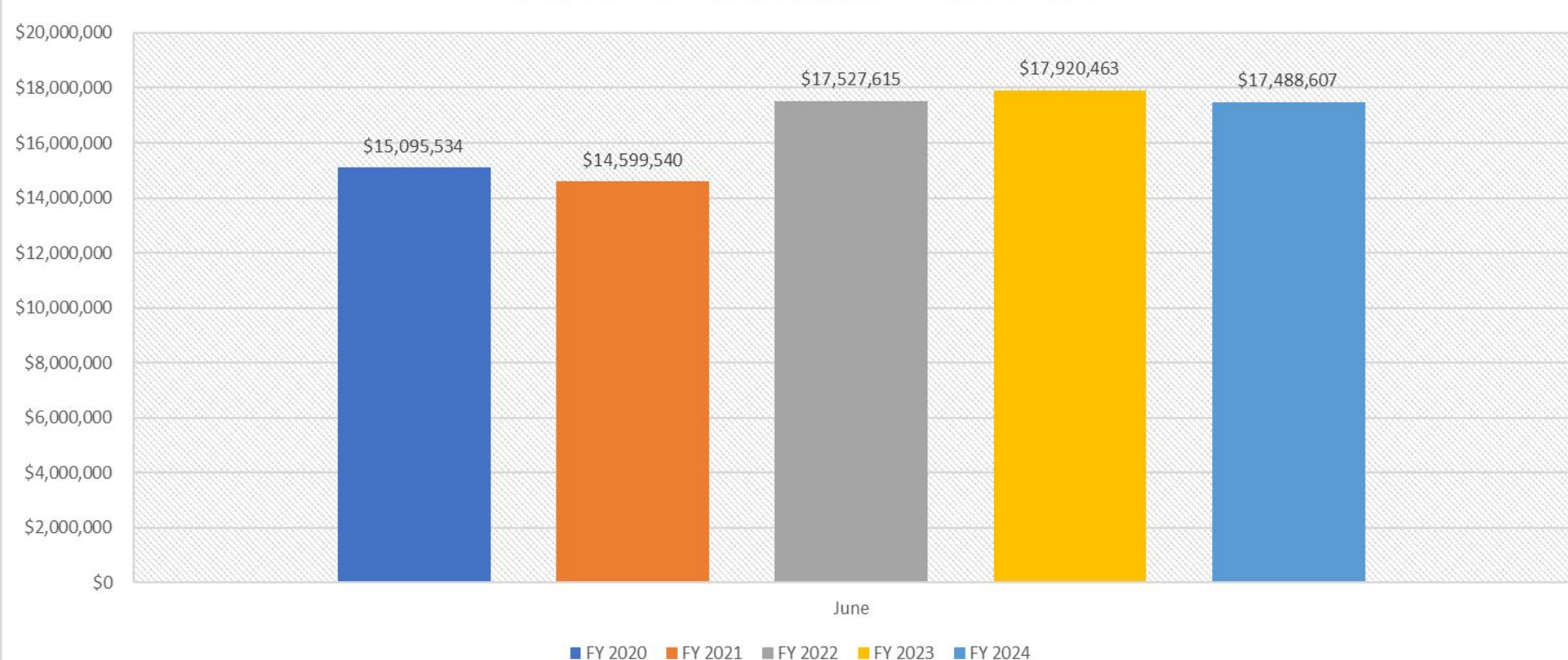
Percent Variance: **0.18%**

Dollar Variance: **(134,388)**

Percent Variance: **-0.76%**

## Financial Focus End of Fiscal Year 2024

Fiscal Year-End Cash Balances - General Fund



## Financial Focus - End of Fiscal Year 2024

### GENERAL FUND RECEIPTS:

	<u>Y-T-D</u>	<u>Prior Y-T-D</u>	<u>% Change</u>
Property Tax - Real Estate	\$ 36,761,641.06	\$ 37,502,354	-1.98%
Tangible Personal Property Tax	\$ 4,489,593.83	\$ 3,915,196	14.67%
Unrestricted State Grants-in-Aid	\$ 4,721,951.26	\$ 4,421,149	6.80%
Restricted State Grants-in-Aid	\$ 590,065.64	\$ 360,858	63.52%
Property Tax Allocation (H&R)	\$ 4,059,828.98	\$ 4,042,532	0.43%
All Other Revenues - Other Local	\$ 7,480,355.78	\$ 7,015,005	6.63%
Other Financing Sources	\$ 39,013.88	\$ 91,571	-57.39%
<b>TOTAL RECEIPTS</b>	<b>\$ 58,142,450</b>	<b>\$ 57,348,665</b>	<b>1.38%</b>



## Financial Focus - End of Fiscal Year 2024

### GENERAL FUND EXPENDITURES:

	<u>Y-T-D</u>	<u>Prior Y-T-D</u>	<u>% Change</u>
Salaries/Wages	\$ 31,173,697.00	\$ 30,703,367	1.53%
Employees' Retire/Insurance Benefits	\$ 12,815,281.94	\$ 12,217,754	4.89%
Purchased Services	\$ 9,820,416.87	\$ 9,164,347	7.16%
Supplies & Materials	\$ 1,992,214.90	\$ 1,999,868	-0.38%
Capital Outlay	\$ 378,652.90	\$ 594,013	-36.26%
Other - Operational	\$ 794,042.42	\$ 776,468	2.26%
Other - Non-Operational	\$ 1,600,000.00	\$ 1,500,000	6.67%
<b>TOTAL EXPENDITURES</b>	<b>\$ 58,574,306</b>	<b>\$ 56,955,817</b>	<b>2.84%</b>

### NET INCOME (LOSS)

**(431,856)**

**392,848**

## Financial Focus - End of Fiscal Year 2024

### GENERAL FUND CASH BALANCE:

MONTH END CASH FUND BALANCE	\$ 17,488,607	\$17,920,463	-2.41%
-----------------------------	---------------	--------------	--------

O/S ENCUMBRANCES	\$ (774,472.42)	\$ (555,331)	39.46%
------------------	-----------------	--------------	--------

UNENCUMBERED/UNRESERVED FUND BALANCE	<u>\$ 16,714,135</u>	<u>\$17,365,132</u>	-3.75%
--------------------------------------	----------------------	---------------------	--------